



CHANDELIERS FROM BOHEMIA

LINES FROM OUR DESIGNERS

OUR TEAM OF DESIGNERS

“Let me introduce you to our team of designers who can turn the lighting fixtures of your dreams into reality. It is our aim to design lighting fixtures down to the very last detail which, when complete, will make an elegant addition to your interior. Naturally, we put a significant emphasis on functionality and safety when designing our fixtures. With hundreds of successful projects under our belt, we have a proven ability to work to a wide range of designs. This ability, combined with our exceptional manufacturing capabilities, mean that we can produce lighting fixtures that chime perfectly with your individual interiors, be they traditional or modern, taking into account the requirements of different cultures.”

Jiří Vencel, Head of Design





OUR OFFER

Thanks to our exclusive experience in the field and our flexible production facilities, we can create unique or large-scale lighting to our own designs or to yours. Our experienced team of designers can accommodate all the needs and requirements our customers may have. Our highly skilled craftsmen ensure high standards, top quality and original lighting products. 3D sketches created using SolidWorks software enable our customers to see how their lighting will look and to fine tune the details.





Team of Our Designers and Technologists



ARS ILLUSTRANDI



COLLECTION



designer: TEREZA PIVRNCOVÁ

ICICLE



Chandelier	Certification	Dimension (mm)	Wattage (W)	Weight (kg)	Carton (mm)	Trimmings
ICICLE	6-09	650x780	6x40 W + 3x35 G 9 + GU 10	18	620x620x400	 












designer: MONIKA ŠILHÁNOVÁ
ALIA






Chandelier	Certification	Dimension (mm)	Wattage (W)	Weight (kg)	Carton (mm)	Trimmings
ALIA	6-02	220x500(1000)	1x40 W E 14	3	350x350x350	 

ARS ILLUSTRANDI COLLECTION









Chandelier	Certification	Dimension (mm)	Wattage (W)	Weight (kg)	Carton (mm)	Trimmings
ALIA III. MIX	6-03	500x500(1000)	3x40 W E 14	9	700x700x400	 



designer: TEREZA PIVRNCOVÁ

ANCIENT





Chandelier	Certification	Dimension (mm)	Wattage (W)	Weight (kg)	Carton (mm)	Trimmings
ANCIENT	3-05	320x320x850	5x40 W E 14	14	820x820x300	 





designer: MONIKA ŠILHÁNOVÁ
ICEFALL

Chandelier	Certification	Dimension (mm)	Wattage (W)	Weight (kg)	Carton (mm)	Trimmings
ICEFALL	30-10	800x1000	10x25 W MR 11	35	900x900x750 wooden box	 

ARS ILLUSTRANDI COLLECTION









designer: TEREZA PIVRNCOVÁ
CRYSTALLINE



Chandelier	Certification	Dimension (mm)	Wattage (W)	Weight (kg)	Carton (mm)	Trimmings
CRYSTALLINE	6-05	1100x150	5x35 W GU 10	23	1150x725x250 wooden box	 

ARS ILLUSTRANDI COLLECTION



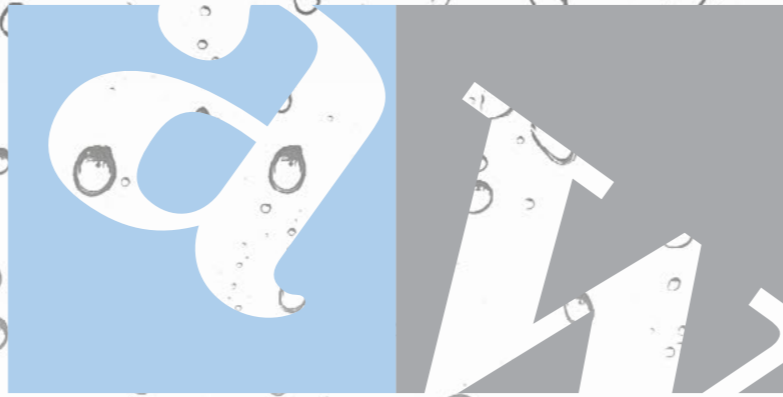




designer: JIŘÍ VENCĽ
TRINITY OF WATER

Chandelier	Certification	Dimension (mm)	Wattage (W)	Weight (kg)	Carton (mm)	Trimings
TRINITY OF WATER	50-17	1720x730x1600	17x3 W LED	28	1800x800x500 wooden box	—





ART OF WATER



COLLECTION



Designer: MONIKA ŠILHÁNOVÁ

BLOSSOM



Chandelier	Certification	Dimension (mm)	Wattage (W)	Weight (kg)	Carton (mm)	Trimmings
BLOSSOM	30-20	2500x1120	10x10W G4 12V + 21x3, 2W G4 LED 12V	150	1400x950x900 Wooden Box	 

ART OF WATER COLLECTION

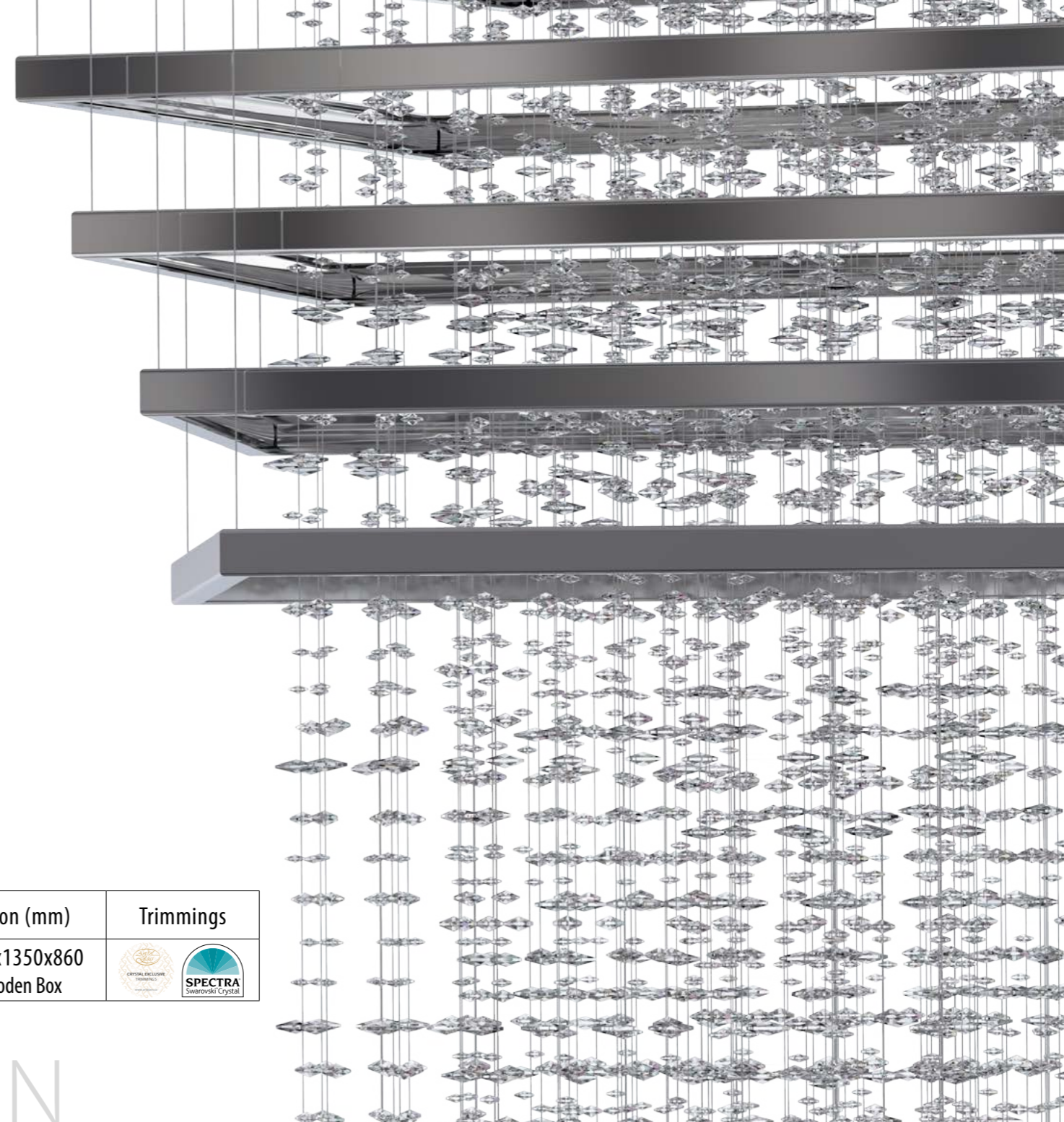








Designer: ŽANETA ČIŽMÁROVÁ


EMBRACE



Chandelier	Certification	Dimension (mm)	Wattage (W)	Weight (kg)	Carton (mm)	Trimmings
EMBRACE	60-16	1200x2350	11x25W MR11 + 5x30W LED STRIP 12V	90	1350x1350x860 Wooden Box	 

ART OF WATER COLLECTION







Designer: MONIKA ŠILHÁNOVÁ

FLARE

Chandelier	Certification	Dimension (mm)	Wattage (W)	Weight (kg)	Carton (mm)	Trimmings
FLARE	70-35	1800x270x1000	35x1,35W LED STRIP 12V	45	1970x450x370 Wooden Box	

ART OF WATER COLLECTION










Designer: MONIKA ŠILHÁNOVÁ

HARMONY

Chandelier	Certification	Dimension (mm)	Wattage (W)	Weight (kg)	Carton (mm)	Trimmings
HARMONY	30-20	1400x2400	12 x 20W MR 11 + 18 x 10W G4 12V	75	1350x1350x750 Wooden Box	 

ART OF WATER COLLECTION









Designer: JIŘÍ VENCL

FLOW



Chandelier	Certification	Dimension (mm)	Wattage (W)	Weight (kg)	Carton (mm)	Trimings
FLOW	70-03	1500x450	LED STRIP 90W 12V	20	1600x400x200 Wooden Box	—

ART OF WATER COLLECTION









Designer: MONIKA ŠILHÁNOVÁ
DAWN



Chandelier	Certification	Dimension (mm)	Wattage (W)	Weight (kg)	Carton (mm)	Trimmings
DAWN	30-20	1400x2400	12x20W MR11 + 32x10W G4 12V	70	1450x1450x800 Wooden Box	 

ART OF WATER COLLECTION








INSTALLATION

Our team will maintain contact with you during the construction of your building. We will send you construction readiness requirements in advance, such as the weight of the lighting fixtures, the electricity input requirements, etc. Fixture assembly is carried out by our experienced team of assemblers for both domestic and international projects.





ARTGLASS s.r.o.

Smetanova 1659/42, CZ - 466 01 Jablonec nad Nisou

CZECH REPUBLIC

tel. +420 483 302 167, 302 294

FAX: +420 483 302 295

e-mail: info@artglass.cz

www.artglass.cz

